




AUDITORS' REPORT


We have audited the attached Balance Sheet of "Vivekanand Education Society's, Institute of Technology" at 31st March 2020 and also the attached Income & Expenditure Account for the year ended on that date annexed thereto. These Financial Statements are the responsibility of the Trust Management. Our responsibility is to express an opinion on these Financial Statements based on our audit.

We conducted our audit in accordance with auditing standards generally accepted in India. Those Standards require that we plan and perform the audit to obtain reasonable assurance about whether the Financial Statements are free of material misstatement. An audit includes examining, on a test basis, evidence supporting the amounts and disclosures in the Financial Statements. An audit also includes assessing the accounting principles used and significant estimates made by the management, as well as evaluating the overall Financial Statement presentation. We believe that our audit provides a reasonable basis for our opinion.

Subject to above we report that:

1. In our opinion, proper books of accounts as required by law have been kept by the trust and said institute, which gives all information required by the Act and in the manner so required.
2. As per our examination of books of accounts the said accounts are prepared on accrual basis of accounting.
3. We have obtained all the information and explanation which to the best of our knowledge and belief were necessary for the purpose of the audit, and for determination of Students Fees by the Competent Authority.
4. In our opinion and as explained to us, the accounts of the Trust are prepared on the basis of Accounting Standard 17 or equivalent Ind AS gives true and fair presentation of segmental reporting as per the courses conducted by the Trust and its institution.
5. The Balance Sheet and the Income & Expenditure Account dealt with by this report are in agreement with the Books of Accounts of the Trust.
6. In our opinion and to the best of our information and according to explanation given to us, the said accounts give all the information required and give a true and fair view in conformity with the accounting principles generally accepted in India –
 - i In case of Balance Sheet of the state of affairs of the Trust's said Institution as at 31st March, 2020; and
 - ii In the case of Income and Expenditure Account the deficit of Income over Expenditure of the said Institute's course for the year ended on the date.


Abhijit Deshpande
Chartered Accountant
Date: 14/10/2020
UDIN: 20040546AAAAE11537



Vivekanand Education Society's INSTITUTE OF TECHNOLOGY

Hashu Advani Memorial Complex, Collector's Colony, R C Marg, Chembur, Mumbai - 400 074


BALANCE SHEET FOR THE YEAR ENDED 31st MARCH 2020

Amount (Rs.) 2018 - 2019	LIABILITIES	SH	Amount (Rs.) 2019 - 2020	ASSETS	SH	Amount (Rs.) 2019 - 2020
172,335,451	RESERVE FOR BUILDING Opening Balance		172,335,451	FIXED ASSETS	1	67,006,504
-	Add : Tr. during the year		-	Add : Add during the year		16,872,742
76,257,915	CURRENT LIABILITIES	8	71,944,824	Add : Dep Added Back		83,879,246
5,449,120	Advanced Fees Received	9	7,053,982	Less : Assets Written Off		-
2,200,432	Outstanding Liabilities	10	3,509,745	Less : Depreciation		13,697,768
261,500	Scholarship Payable	11	261,500	Net Block		70,181,478
-	Student Prize Fund	12	597,058	CURRENT ASSETS	2	25,451,235
7,310,780	Grant from Govt / Uni & Others	13	6,650,780	Bank Account	3	15,165
4,138,797	Students Deposits	14	3,084,970	Cash In Hand	4	23,616,267
755,350	Duties & Taxes	15	497,450	Deposits	5	1,192,332
1,260,053	Provisions	16	2,846,309	Other Current Assets	6	52,449,606
6,503,444	Sundry Creditors		6,045,813	Outstanding Income	7	2,851,527
	Other Current Liabilities		102,492,431	Prepaid Expenses		105,576,132
158,692,961	INCOME & EXPENDITURE			VIVEKANAND EDUCATION SOCIETY		
30,612,616	Opening Balance		189,305,576	Opening Balance		306,925,403
	Add : Income Over Expenditure		(41,682)	Add : TDS transferred		99,354
	TOTAL		189,263,895	Add : Paid to VES		256,964,580
				Less : Received from VES		563,989,337
						275,655,171
465,778,418			464,091,776	TOTAL		464,091,776

AS PER REPORT OF EVEN DATE

for Vivekanand Education Society's
INSTITUTE OF TECHNOLOGY

Pradeep
Pradeep
Chartered Accountants



UPIN: 20040546AAAEEI1537
DATE: 14/10/2020

Pradeep
Pradeep
Principal

Vivekanand Education Society's INSTITUTE OF TECHNOLOGY

Hashu Advani Memorial Complex, Collector's Colony, R C Marg, Chembur, Mumbai - 400 074


INCOME & EXPENDITURE ACCOUNT FOR THE YEAR ENDED 31st MARCH 2020

Amount in Rs. 2018 - 19	EXPENDITURE	SH	Amount in Rs. 2019 - 20	Amount in Rs. 2018 - 19	INCOME	SH	Amount in Rs. 2019 - 20
16,578,233	To Administration Expenses	30	14,120,880	277,653,092	By Tuition fees from students	17	262,949,901
1,090,240	To Affiliation & Other Charges	31	772,300	28,681,800	By Development fees	18	27,666,244
-	To Audit Fees		140,800	9,540,487	By Internal College Exam Fee	19	8,132,622
1,105,008	To Expenses for Garden	32	868,012	4,495,628	By Misc. Receipts from Students	20	3,745,161
1,969,959	To Library Expenditure	33	1,876,722	3,382,483	By Other fees from students	21	3,306,999
2,799,061	To Labs & Workshop Expenditure	34	2,798,444	168,813	By Misc Income	22	83,843
1,056,466	To MCA Administrative Expenditure	35	1,037,008	-	By Innovation & Incubation Activity - Income	23	7,881
102,200	To MCA Affiliation Charges	36	95,000	66,000	By Receipts for STTP / Workshop - Student	24	469,099
159,363	To MCA Lab Expenditure	37	216,848	-	By Receipts for STTP / Workshop - Faculty	25	47,460
1,113,840	To MCA Rent Paid to Trust for Building		1,113,840	500,249	By Research Project Grant	26	544,947
954,216	To MCA Repairs & Maint. A/c	38	1,183,363	-	By Sharing of Expertises - Consultancy Charges - I	27	400,000
22,902,052	To MCA Salary to TS / NT / LAB / CLASS IV	39	25,011,507	772,322	By Other Receipts	28	428,319
446,985	To ME Administrative Expenditure	40	354,423	2,599,225	By Bank Interest & Other Receipts	29	2,568,527
20,540	To ME Affiliation Charges		20,000				
445,500	To ME Rent Paid to Trust for Building		445,500				
285,681	To ME Repair & Maintenance	41	355,009				
6,010,826	To M.E. Salary to TS / NT / LAB / CLASS IV	42	6,726,317				
4,469	To Misc. Expenses		6,222				
495,000	To PhD Remuneration		450,000				
465,700	To Refreshment	43	477,875				
8,786,460	To Rent Paid to Trust for Building		8,910,180				
11,451,631	To Repairs & Maintenance	44	14,146,180				
426,843	To Research & Development Activity Exps.	45	606,354				
500,249	To Research Grant Project Expenses	46	544,947				
69,090	To Seminar / Conference	47	709,325				
-	To Innovation & Incubation Activity Expenses	48	5,393				
194,664,413	To Salary TS / NT / LAB / CLASS IV	49	205,635,965				
2,362,171	To Students Welfare/ Sports	50	1,954,631				
8,161,711	To University Exam & Other Fees	51	6,108,872				
12,819,578	To Depreciation On Fixed Assets		13,697,768				
30,612,616	To INCOME OVER EXPENDITURE		-		By EXPENDITURE OVER INCOME		41,682
327,860,100			310,389,684	327,860,100			310,389,684

AS PER REPORT OF EVEN DATE

Abhijit Deshpande
Abhijit Deshpande
Chartered Accountants

UDIN : 20040546AAAAEII537.
Date: 14/10/2020.




for Vivekanand Education Society's
INSTITUTE OF TECHNOLOGY

Sayali
Principal



Vivekanand Education Society's INSTITUTE OF TECHNOLOGY Heshu Advani Memorial Complex, Collector's Colony, R. C. Marg, Chennai - 600 074 SCHEDULE OF FIXED ASSETS FOR THE PERIOD ENDED 31.03.2020											Page : 1	
SR. No.	PARTICULAR OF ASSETS	Opening Balance AT COST as on 01.04.2019	Opening Balance WDV as on 01.04.2019	Additions upto 30.09.2019	Additions from 01.10.2019	RATE OF DEP.	Depreciation for Addition upto 30.09.2019	Depreciation for Addition from 01.10.2019	Total Depreciation upto 31.03.2020	Closing Balance WDV as on upto 31.03.2020	Closing Balance AT COST as on upto 31.03.2020	
		1	2	3	4	5	6	7	8	9	10	
GENERAL DEPARTMENT												
1	BE General Engineering Computer Equip	3,272,881	434,747		3,850	25%	106,687	481	109,168	329,429	3,276,731	
2	BE General Engineering Other Equip	2,150	49,234		4,949	15%	856	3,693	4,549	50,394	61,384	
3	BE Chemistry Lab Equipment	350,413	89,127	271,837	60,033	15%	54,145	4,502	58,447	362,350	682,282	
4	BE Drawing Board Equipment	291,098	112,093		16,814	15%	16,814		16,814	295,279	291,098	
5	BE Gas Installation	28,988				15%				28,988		
6	BE General / Physics Lab Equipments	1,160,645	287,328		61,851	15%	43,099	4,639	47,738	301,441	1,222,497	
7	BE Physics Lab Equip (Computer)	47,090	12,483			25%	3,121		3,121	9,362	47,090	
8	BE Teaching aid Equipments	36,570		93,810		15%	14,072		14,072	79,738	130,380	
9	BE Workshop Mach. Equip	1,186,106	174,784		92,864	15%	26,218	3,965	30,183	197,465	1,238,970	
10	BE Music Instruments	269,460	37,342		5,499	15%	5,601	412	36,828	274,959		
11	General Engg Software	312,234	21,447			25%	5,362		5,362	16,085	312,234	
12	Vedantic Computer	1,850				25%					1,850	
ELECTRONICS DEPARTMENT												
13	BE Electronics Lab Equipments	18,754,663	3,261,217	123,906	54,634	15%	507,768	4,096	511,866	2,927,891	19,933,203	
14	BE Elect. Computer Equipments	9,258,195	636,401		603,747	25%	284,568	75,466	284,568	1,195,560	9,901,942	
15	BE Electronics Lab Softwares	3,482,451	675,395		168,839	25%			168,839	506,516	3,482,451	
16	BE Electrical Lab Equipment	593,483				15%				593,483		
17	BE Robotic Lab Equipment	294,407	235,326		196,502	15%	35,259	14,738	50,037	381,791	450,269	
18	BE Robotic Lab Computer Equipment	459,140	436,747		193,893	25%	109,187	24,237	133,424	497,216	693,033	
COMMUNICATION DEPARTMENT												
19	BE Communication Lab Equip	18,704,459	3,528,469	179,242	337,048	15%	556,147	25,279	581,436	3,463,323	16,220,748	
20	BE Comm Computer Equipments	9,392,762	1,405,988		21,450	25%	351,947	2,681	354,178	1,073,260	9,374,212	
21	BE Comm Computer Softwares	2,356,149	297,030	413,000		25%	177,508		177,508	532,522	2,809,149	
22	BE Project Comm Equipments	1,533,272				15%				1,533,272		
23	BE Project Comm Computers	896,750				25%					896,750	
24	BE Telecom	4,384,299	48,710			15%	7,307		7,307	41,403	5,384,299	
INFORMATION TECHNOLOGY												
25	BE Info Tech Equipments	2,864,414	320,578		3,472	15%	48,087	635	48,722	280,328	2,872,886	
26	BE Info Tech Computer Equip	14,378,694	2,699,322		825,996	25%	664,830	103,250	768,080	2,717,238	15,204,690	
27	BE Info Tech Software	2,010,608	48,953		39,980	15%	12,138	4,998	17,136	71,397	2,090,988	
28	BE Info Tech Equipments	2,462,167				15%				2,462,167		
29	BE Info Tech Computer Equip	398,701				25%					398,701	
COMPUTER DEPARTMENT												
30	BE Computer Lab Equipment (Other)	575,256	379,829	220,931	1,416	15%	90,114	106	90,220	511,956	797,603	
31	BE Computer Lab Equipment (Comp)	34,035,552	2,205,988	7,900	902,518	25%	566,472	112,815	681,287	2,495,120	34,945,970	
32	BE Computer Software	1,743,694	248,988			25%	62,247		62,247	186,741	1,743,694	
33	BE Micro Processor Equip	1,952,138	62,565			15%	9,385		9,385	93,180	1,552,138	
34	BE E - Yantira Computer Equipment	32,000	2,430			25%	608		608	1,822	32,000	
35	BE E - Yantira Equipment (Other)	331,524	134,119			15%	20,118		20,118	114,001	331,524	
36	ModRob - ALCTE	1				25%					1	
37	BE Computer	1,937,614				25%					1,937,614	
38	BE Software	100,000				25%					100,000	
39	BE Computer	11,139,098	1,733,890		686,697	25%	433,472	89,837	519,309	1,901,278	11,825,755	
40	BE Software	285,842	60,991			25%	15,248		15,248	45,743	286,842	
41	SERVER-Centralised Network	2,267,528	1,766,567	38,892		25%	451,365		451,365	1,354,094	2,306,420	
LIBRARY DEPARTMENT												
42	BE Library Books	14,970,579	870,498	85,796	312,166	25%	239,074	39,021	278,095	990,365	13,368,941	
43	BE Library Equipments	82,399	39,920			15%	5,988		5,988	33,932	82,399	
44	BE Library Computer	287,396	29,311			25%	7,328		7,328	21,983	287,396	
45	BE Library Software	300,000				25%					300,000	
46	BE Library Books	694,152	72,700		4,455	25%	18,175	557	18,732	98,423	698,607	
47	BE Library Books - Book Bank	1,139,569	90,251		9,191	25%	22,563	1,149	23,712	1,148,760		
48	BE Library Books - Book Bank	13,901	3,901			25%	3,475		3,475	10,426	28,444	
49	BE Library Books - Books Bank	10,006	4,924			25%	1,231		1,231	3,593	10,006	
Sub - Total		169,307,648	22,705,628	1,435,314	4,431,496		5,074,555	512,561	5,587,116	22,985,322	175,174,458	





SR. No.	PARTICULAR OF ASSETS	Opening Balance		Additions upto 30.09.2019	Additions from 01.10.2019	RATE OF DEP.	Depreciation for Addition upto 30.09.2019		Total Depreciation upto 31.03.2020	Closing Balance		
		AT COST as on 01.04.2019	WDV as on 01.04.2019				7	8		upto 31.03.2020	upto 31.03.2020	
SEMINAR HALL												
50	SH - Air Condition	169,307,648	22,705,628	1,435,314	4,431,496	0%	5,074,955	512,561	5,587,516	22,985,322	175,174,458	
51	SH - Audio Video Equipments	623,782	227,933	34,190	34,190	15%	34,190	-	34,190	193,743	623,782	
52	SH - Computer Equipment	2,925,646	1,462,865	219,430	219,430	25%	219,430	-	219,430	1,243,435	2,925,646	
53	SH - Electrical Fittings	116,600	32,081	123,863	123,863	15%	47,883	-	47,883	24,951	116,600	
54	SH - Furniture Fixtures	1,163,402	480,951	-	-	15%	72,008	-	72,008	408,043	1,163,402	
OFFICE DEPARTMENT												
55	BE Office Equipments	2,071,997	211,202	14,632	14,632	15%	31,680	1,097	32,777	193,087	2,086,629	
56	BE Office Computers / Softwares	3,435,987	679,270	60,158	770,743	25%	184,807	96,343	281,150	1,228,821	4,265,888	
57	MCA Office Equipments	40,050	-	-	-	15%	-	-	-	40,050	-	
58	MCA Office Equipments	69,131	3,754	-	-	15%	563	-	563	3,191	69,131	
59	Placement Call Computers	-	-	-	2,012,490	25%	-	251,561	251,561	1,760,929	2,012,490	
MAINTENANCE DEPARTMENT												
60	BE Maintenance Lab Equip	1,705,610	811,202	166,793	63,272	15%	146,699	4,745	151,444	889,832	1,935,675	
61	BE Maint. Computer Equip	571,215	1,708	-	437	25%	437	-	437	1,271	571,215	
62	BE Water Cooler	605,254	173,934	-	-	15%	26,090	-	26,090	147,844	605,254	
63	BE Water Pump	92,276	53,323	21,500	21,500	15%	3,012	1,613	4,625	46,213	92,276	
64	BE Offset Copy Printer	1,332,517	201,915	-	-	15%	30,152	-	30,152	1,302,365	1,332,517	
65	BE Gross Cutting Machine	165,810	76,765	-	-	15%	11,915	-	11,915	42,845	165,810	
66	BE EPBAX Box (Telephone)	614,576	131,718	-	-	15%	19,758	-	19,758	111,860	614,576	
67	ME / MCA EPBAX Box	15,345	433	-	-	15%	63	-	63	260	15,345	
68	LIFT	645,289	62,017	-	-	15%	9,303	-	9,303	52,714	645,289	
69	Sewage Treatment Plant (STP)	-	-	2,478,000	-	15%	371,700	-	371,700	2,106,300	2,478,000	
FURNITURE & FIXTURE												
70	BE Electrical Fittings	693,446	94,270	13,482	412,193	15%	14,141	-	14,141	80,129	693,446	
71	BE Furniture & Fixture	19,945,729	7,521,215	13,482	412,193	15%	11,300,700	30,915	11,331,615	6,780,749	20,371,379	
72	ME Furniture & Fixtures	442,188	76,010	-	-	15%	11,402	-	11,402	64,608	442,188	
73	ME Electric Fitting	39,643	-	-	-	15%	-	-	-	-	39,643	
74	MCA Furniture & Fixtures	1,023,897	127,095	10,500	27,756	15%	20,641	2,082	22,723	148,638	1,061,953	
75	Furniture & Fixtures	67,859,670	15,823,000	-	-	15%	2,373,480	-	2,373,480	13,449,720	67,859,670	
76	Electrical Fittings	5,912,380	1,372,008	-	-	15%	205,801	-	205,801	1,168,207	5,912,380	
77	New Premises Infrastructure	112,152	21,946	-	-	15%	3,282	-	3,282	18,694	112,152	
78	Hardware Equipments	405,082	94,914	-	-	15%	14,102	-	14,102	79,912	405,082	
AUDIO VIDEO DEPARTMENT												
79	BE Audio & Video Equipments	4,196,325	542,174	410,240	81,326	15%	81,326	30,768	112,094	840,320	4,606,615	
80	BE Audio & Video Computer	206,725	1,957,740	-	-	25%	293,661	-	293,661	1,664,079	206,725	
81	BE Overhead Project Equip	81,025	-	-	-	15%	-	-	-	-	81,025	
82	ME Projector	201,575	26,983	-	-	15%	4,047	-	4,047	22,936	201,575	
83	MCA Projector	-	-	-	-	15%	-	-	-	-	-	
INSTRUMENTATION DEPARTMENT												
84	BE Instrumentation Lab Equip	21,163,593	4,375,763	19,824	217,982	15%	659,338	16,346	675,684	3,937,855	21,401,369	
85	BE Instrumentation Equip	7,930,639	1,244,402	28,335	346,948	25%	318,184	43,369	361,553	1,286,132	8,305,943	
86	BE Instrumentation Software	495,811	52,039	-	-	15%	13,010	-	13,010	39,029	482,791	
87	BE D5P Lab Equipments	302,656	12,856	-	-	15%	1,898	-	1,898	10,758	302,656	
88	BE D5P Computer Equipments	497,600	-	-	-	25%	-	-	-	-	497,600	
89	BE Bio - Medical Lab Equip	525,029	30,218	-	-	15%	4,533	-	4,533	25,685	525,029	
90	BE E M C Lab Equipments	187,896	-	-	-	15%	-	-	-	-	187,896	
91	ME Instrumentation Equipments	1,644,007	-	-	-	15%	-	-	-	-	1,644,007	
RESEARCH & DEVELOPMENT												
92	BE Project IT (Green House)	1,007,899	7,519	90,000	3,481,000	15%	1,128	-	1,128	6,391	1,007,899	
93	BE Robotic Lab Equipments	205,022	-	-	-	15%	-	-	-	-	205,022	
94	BE Media Research Equipments	1,290,802	-	-	-	15%	-	-	-	-	1,290,802	
95	BE R & D Lab Equipments	5,276,552	2,849,346	-	-	15%	427,432	-	427,432	2,422,114	5,276,552	
96	BE R & D Computer Equipment	1,459,415	371,115	236,260	236,260	25%	92,729	29,532	122,261	485,064	1,956,675	
97	BE R & D Software	236,430	5,407	-	-	15%	1,352	-	1,352	4,055	236,430	
98	BE Air Conditioner	9,911,334	2,821,185	90,000	3,481,000	25%	436,278	261,075	697,353	5,694,432	13,482,934	
99	ME Air Conditioner	137,000	59,522	-	-	15%	8,988	-	8,988	50,934	137,000	
100	MCA Air Conditioner	278,000	10,040	-	-	15%	1,506	-	1,506	6,554	278,000	
101	Automated SIV Machine	17,616	-	-	-	15%	-	-	-	-	17,616	
Total		343,881,357	67,006,504	4,426,260	12,446,482		12,415,761	1,282,007	13,697,768	70,181,478	360,754,299	



Vivekanand Education Society's INSTITUTE OF TECHNOLOGY
Hashu Advani Memorial Complex, Collector's Colony, R C Marg, Chembur, Mumbai - 74
CURRENT ASSETS FOR THE YEAR ENDED 31st MARCH 2020


Particulars	SH	Amount in Rs.	Amount in Rs.
Bank Accounts	2		
Canara Bank - 0229201006042 - ISRO Research Grant		97,194	
Canara Bank -132845		12,054,028	
ICIC BANK A/C - PG - 623901268201		1,185,336	
ICICI Bank A/C SB - 623901254594		656,639	
Janakalyan Sahakari Bank Ltd.		9,566,366	
SBI - 38902008084 - CA		998,003	
SBI - 38939875330 - BRNS Grant - CA		572,610	
State Bank of Patiala - Chembur (Gate Scho.)		9,929	
Union Bank (BE) - 316302010097154		270,848	
Union Bank (MCA) - 316302010097155		40,282	25,451,235
Cash-in-Hand	3		
Cash in Hand		14,564	
Cash (Degree)		101	
Cash (MCA)		500	15,165
Deposits (Asset)	4		
Fixed Deposits		16,023,837	
MCA Fixed Deposits		1,800,146	
ME Fixed Deposits		1,979,769	
Fixed Deposit (For ICICI -Credit Card)		1,993,928	
Electricity Deposits		1,719,787	
Gas Cylinder (Deposit)		13,200	
MCA Telephone Deposit		1,000	
Telephone Deposit		9,000	
Telephone Deposit VESIIT		3,000	
Water Deposits		72,600	23,616,267
Other Current Assets	5		
Advance Payment to Sundry Creditors		289,405	
Cap Assessment		2,243	
Cap Assessment - 2014		29,355	
Cap Assessment - 2015		57,267	
Cap Assessment (MCA) - 2015 - Second Half		3,782	
Cap Assessment ME- 2015 - Second Half		687	
E-Cell Activity Reimbursement Receivables		13,937	
MCA PG Share		10,000	
ME PG Share		2,500	
Cap Assessment (MCA)		2,883	
GSLI (CA)		39,635	
Loans & Advances to Staff		272,500	
MCA University Exam Forms (CA)		12,400	
ME University Exam Forms (CA)		3,540	
Research Grant Receivable - VES		366,633	
Salary Receivable From Staff		85,195	
University Forms (CA)		370	1,192,332
Sub Total - c/f			50,274,999



Vivekanand Education Society's INSTITUTE OF TECHNOLOGY
CURRENT ASSETS FOR THE YEAR ENDED 31st MARCH 2020

Page - 2


Particulars		Amount in Rs.	Amount in Rs.
Sub Total - b/d			50,274,999
Outstanding Income	6		
Outstanding 2013-14			
MCA Outstanding Tuition Fees - 13 - 14		15,475	
Outstanding TF Receivable 13 - 14		429,384	
Outstanding - 2014 - 15			
MCA Outstanding Tuition Fees 14-15		166,465	
ME Outstanding Fees - 14 - 15		102,665	
Outstanding TF Receivable 14 - 15		422,227	
Outstanding - 2015 - 16			
MCA Outstanding Tuition Fees - 15 - 16		272,051	
MCA Scholarship Receivable - 2015 - 16		152,254	
ME Outstanding Fees - 2015 - 16		50,000	
Outstanding TF Receivable 15 - 16		296,566	
Scholarship Receivable - 2015 - 16		2,777,949	
Outstanding 2016-17			
MCA Outstanding Tuition Fees - 16 - 17		314,946	
MCA Scholarship Receivable - 2016 - 17		60,365	
ME Outstanding Fees - 2016 - 17		51,644	
ME Scholarship Receivable - 2016 - 17		196,711	
Outstanding TF Receivable 16 - 17		678,920	
Scholarship Receivable - 2016 - 17		1,234,806	
Outstanding 2017-18			
ARC RECEIVABLE - 17-18		12,000	
MCA Outstanding Tuition Fees - 17 - 18		79,402	
MCA Scholarship (EBC) Receivable - 2017 - 18		24,102	
MCA Scholarship Receivable - 2017 - 18		373,950	
ME Scholarship Receivable - 2017-18		358,364	
Outstanding TF Receivable 17 - 18		377,343	
Scholarship (EBC) - Receivable - 2017 - 18		78,821	
Scholarship Receivable - 2017-18		9,584,065	
Outstanding - 2018 - 19			
MCA Outstanding Tuition Fees - 18 - 19		76,454	
MCA Scholarship (EBC) Receivable - 2018 - 19		61,201	
MCA Scholarship Receivable - 2018 - 19		623,766	
ME Outstanding Fees Receivable - 2018 -19		154,908	
ME Scholarship Receivable - 2018 - 19		265,456	
Outstanding TF Receivable 18 - 19		289,381	
Scholarship (EBC) - Receivable - 2018 - 19		634,055	
Scholarship (PMSSS) - Receivable - 2018 - 19		447,093	
Scholarship Receivable - 2018 - 19		1,684,530	
Sub Total - c/f			50,274,999



Vivekanand Education Society's INSTITUTE OF TECHNOLOGY
CURRENT ASSETS FOR THE YEAR ENDED 31st MARCH 2020

Page - 3

Particulars	SH	Amount in Rs.	Amount in Rs.
Sub Total - b/d			50,274,999
Outstanding - 2019 - 20			
MCA Outstanding Tuition Fees - 19 - 20		8,066	
MCA Scholarship (EBC) Receivable - 2019-20		1,096,944	
MCA Scholarship Receivable - 2019 - 20		653,678	
ME Scholarship Receivable - 2019 - 20		38,637	
Outstanding TF Receivable 19 - 20		268,800	
Scholarship (EBC) - Receivable - 2019 - 20		15,232,949	
Scholarship (PMSSS) - Receivable - 2019 - 20		297,096	
Scholarship Receivable - 2019 - 20		11,667,037	
Other Outstanding			
CAP III - Counselling Round Receivables		333,000	
MCA Outstanding Tuition Fees - 12 - 13		60,000	
ME Outstanding Fees		45,080	
Outstanding TF Receivable 09 - 10		37,786	
Outstanding TF Receivable 10 - 11		25,320	
Outstanding TF Receivable 11 - 12		126,408	
Outstanding TF Receivable 12 - 13		64,569	
PhD Outstanding Fees		146,918	52,449,606
Prepaid Expenses	7		
Prepaid Expense - AMC for Exam Software		2,625	
Prepaid Expense - Office Software		8,496	
Prepaid Expenses - Affiliation Fees		300,000	
Prepaid Expenses- AMC for Easy pay / TDS Software		2,950	
Prepaid Expenses - AMC for EPABX		10,875	
Prepaid Expenses - AMC for Generator		20,685	
Prepaid Expenses - AMC for Lift		359,410	
Prepaid Expenses- AMC for Water Purifier		1,082	
Prepaid Expenses - AMC for Xerox Machine		242	
Prepaid Expenses - Fire Insurance		15,346	
Prepaid Expenses - Lab Software Expenses		552,000	
Prepaid Expenses - Library E - Subscription		1,104,609	
Prepaid Expenses - Library Subscription		38,813	
Prepaid Expenses - MCA Affiliation Fees		75,000	
Prepaid Expenses - PhD Affiliation Fees		300,000	
Prepaid Expenses - Web Development and Maintenance		59,394	2,851,527
Grand Total			105,576,132



Vivekanand Education Society's INSTITUTE OF TECHNOLOGY
Hashu Advani Memorial Complex, Collector's Colony, R C Marg, Chembur, Mumbai - 74
CURRENT LIABILITIES FOR THE YEAR ENDED 31st MARCH 2020



Particulars	SH	Amount in Rs.	Amount in Rs.
Advance Fees Received	8		
Advance Fees - Development Fees		6,132,538	
Advance Fees - MCA Development Fees		661,850	
Advance Fees - MCA Tuition Fees		6,344,150	
Advance Fees - ME Development Fees		34,350	
Advance Fees - ME Tuition Fees		320,900	
Advance Fees - Phd Development Fees		16,410	
Advance Fees - Phd Tuition Fees		171,082	
Advance Fees Received		460,856	
Advance Fees - Tuition Fees		57,802,688	71,944,824
O/S Liabilities	9		
Excess Fees Received Payable		388,717	
Hostel Refund (VES)		94,959	
MCA Excess Fees Received Payable		33,191	
ME Excess Fees Received Payable		38,668	
Retention Money A/c		593,106	
Students Aid Fund A/c		5,905,341	7,053,982
Scholarship Payable	10		
MCA Scholarship (EBC) Payable - 2018 - 19		192,839	
MCA Scholarship (EBC) Payable - 2019 - 20		143,672	
MCA Scholarship (Non Govt)		21,000	
M.E.Scholarship		4,375	
Scholarship (2012 - 13)		80,294	
Scholarship (2013 - 14)		454,915	
Scholarship (2014 - 15)		46,430	
Scholarship (EBC) - 2015 - 16		88,434	
Scholarship (EBC) - 2016 - 17		78,410	
Scholarship (EBC) - 2017 - 18		648,584	
Scholarship (EBC) Payable - 2018 - 19		753,699	
Scholarship (EBC) Payable - 2019 - 20		311,767	
Scholarship (Freeship)		235,909	
Scholarship (Non Govt)		442,000	
Scholarship Payable - 2019 - 20		7,418	3,509,745
Student Prize Fund	11		
Prize Fund (Annapoorni Ramaswamy)		36,000	
Prize Fund (Deep Bhattachariya)		42,000	
Prize Fund (Mayur Bhagade)		52,000	
Prize Fund (Serin Dedia)		31,500	
Prize Fund (Shri Sharad N Shroff)		100,000	261,500
Grant from Govt / University & Others	12		
AICTE Grant for STTP - Green Internet of Things		179,666	
Grant for Unnat Bharat Abhiyan		13,079	
BRNS Research Grant		248,127	
ISRO - Mars Orbital Mission Grant		97,194	
NMMC Grant for Autonomous Rever Cleaning Robot (L)		24,994	
Innovation / Incubation Fund - VESIT		33,998	597,058
Sub Total - c/f			83,367,109



Vivekanand Education Society's INSTITUTE OF TECHNOLOGY
CURRENT LIABILITIES FOR THE YEAR ENDED 31st MARCH 2020

Page - 2


Particulars	SH	Amount in Rs.	Amount in Rs.
Sub Total - b/d			83,367,109
Student's Deposits	13		
Alumni Fees Payable		838,500	
Caution Money		307,000	
Caution Money - 2014		549,500	
Caution Money - 2015		622,500	
Caution Money - 2016		740,500	
Caution Money - 2017		735,000	
Caution Money - 2018		736,000	
Caution Money - 2019		643,000	
Caution Money Refund Payable (Stale)		3,780	
Laboratory Deposit		307,000	
Library Deposits		153,500	
MCA Alumni Fees Payable		163,000	
MCA Caution Money - 2014		152,000	
MCA Caution Money - 2015		117,500	
MCA Caution Money - 2016		97,000	
MCA Caution Money - 2017		117,000	
MCA Caution Money - 2018		120,000	
MCA Caution Money - 2019		120,000	
ME Alumni Fees Payable		23,000	
ME Caution Money - 2015		37,000	
ME Caution Money - 2016		12,000	
ME Caution Money - 2017		28,000	
ME Caution Money - 2018		9,000	
ME Caution Money - 2019		9,000	
PhD Caution Money		10,000	
			6,650,780
Duties & Taxes	14		
GSLI (CL)		50,533	
Payable to VES (GST)		203,425	
Profession Tax		47,400	
Provident Fund (CL)		645,130	
Provident Fund Payable		14,414	
Staff Welfare Club (10781769131)		25,750	
T.D.S. (CL)		20,243	
T.D.S. Non Salary (CL) - 2019 - 20		18,462	
TDS on Salary		2,057,017	
Yuvaraksha Insurance		2,596	
			3,084,970
Sub Total - c/f			93,102,859



Vivekanand Education Society's INSTITUTE OF TECHNOLOGY
CURRENT LIABILITIES FOR THE YEAR ENDED 31st MARCH 2020

Page - 3

Particulars	SH	Amount in Rs.	Amount in Rs.
Sub Total - b/d			93,102,859
Provisions	15		-
Provision for Electricity Charges		487,450	
Provision for Telephone		10,000	497,450
Sundry Creditors			2,846,309.230
Other Current Liabilities	16		
MCA CAP III - Counselling Round Receivables		25,000	
Cap Assessment (ME)		7,410	
AISHE - MHRD		6,500	
ARC Collection (Online Application Confirmation)		85,400	
Cap Assessment - 2015 - Second Half		19,013	
Cap Assessment - 2016 - First Half		24,764	
Cap Assessment (MCA) - 2014		42,394	
Cap Assessment (MCA) - 2015		84,296	
Cap Assessment (MCA) - 2016 - First Half		10,635	
Cap Assessment (ME) - 2014		50,695	
Cap Assessment (ME) - 2015		5,088	
FC - 2017 - Payable		4,500	
Fellowship Stipend Payable		29,138	
Garden Expenses Payable		15,080	
Github Event Expenses Payable		16,400	
Industrial Visit for Students (L)		8,000	
MCA ARC Collection		19,500	
Mca Salary Payable to Teaching Staff		14,849	
Mca University Exam Fees Payable		288,294	
Minor Research Grant		2,168	
ModRob Course (AICTE)		8,134	
PhD Salary to Visiting Staff Payable		1,845,000	
Praxis - 2019		732,041	
BRNS Research Grant Expenses Payable - VESIT		119,942	
Salary Payable to Class IV Staff		618	
Salary Payable to Non Teaching Staff		11,019	
Salary Payable to Teaching Staff		58,167	
Student Aid Fund Scholarship Payable		615,000	
University Exam Fees Payable		1,177,114	
Unknown Bank Credits		63,101	
University Share on College Exam Fees Payable		644,053	
Workshop of INST (AIA)		12,500	6,045,813
Grand Total			102,492,431



Vivekanand Education Society's INSTITUTE OF TECHNOLOGY
Hashu Advani Memorial Complex, Collector's Colony, R C Marg, Chembur, Mumbai - 74
INCOME (REVENUE) FOR THE YEAR ENDED 31st MARCH 2020


Particulars	SH	Amount in Rs.	Amount in Rs.
Tuition Fees From Students	17		
MCA Tuition Fee		25,087,621	
M.E.Tuition Fees		1,526,803	
Phd Tuition Fees		701,705	
Tuition Fees		235,633,772	262,949,901
Development Fees	18		
Development Fees		24,848,397	
MCA Development Fees		2,591,355	
M.E. Development Fees		159,447	
PhD Development Fees		67,045	27,666,244
Internal College Exam Fees	19		
College Exam Forms (Income)		150	
College Exam Late Fees		26,501	
College Share 25% on University Exam / Other Fees		944,876	
Education Verification Fees		27,424	
III Sem Exam Fees		703,111	
II Sem University Exam Fees - (I)		676,504	
I Sem University Exam Fees - (I)		828,368	
IV Sem Exam Fees		703,722	
MCA Educational Verification Fees		4,950	
MCA III Sem University Exam Fees (I)		213,978	
MCA II Sem University Exam Fees (I)		209,721	
MCA I Sem University Exam Fees (I)		247,634	
MCA IV Sem University Exam Fees (I)		184,574	
MCA VI Sem University Exam Fees (I)		167,007	
MCA V Sem University Exam Fees (I)		168,259	
ME III Sem University Exam Fees - (I)		11,744	
ME II Sem University Exam Fees - (I)		14,341	
ME I Sem University Exam Fees - (I)		18,197	
ME IV Sem University Exam Fees - (I)		12,312	
VIII Sem University Exam Fees (I)		744,065	
VII Sem University Exam Fees (I)		716,811	
VI Sem Exam Fees		763,492	
V Sem Exam Fees		744,881	8,132,622
Sub Total - c/f			298,748,767



Vivekanand Education Society's INSTITUTE OF TECHNOLOGY
INCOME (REVENUE) FOR THE YEAR ENDED 31st MARCH 2020

Page - 2

Particulars	SH	Amount in Rs.	Amount in Rs.
Sub Total - b/d			298,748,767
Misc. Receipts From Students / Others	20		
Admission Cancellation Charges		327,961	
Admission Charges (Income)		8,000	
College Photocopy & Revaluation		90,180	
Document Verification for Eligibility - Receipts		24,880	
Eligibility Fee (I)		61,200	
Enrollment Fees (I)		134,200	
Fine A/C		6,000	
Library Fine		295,933	
MCA Admission Cancellation		8,000	
MCA Admission Charges (Income)		2,000	
MCA Eligibility Fees (I)		4,700	
MCA Enrollment (I)		4,400	
MCA Fine A/C		200	
MCA Migration Certificate Fees (I)		1,100	
MCA Receipts for Convocation		6,000	
MCA (Registration Charges- Admission).		5,593	
MCA (Sale of Admission Forms)		192,600	
MCA Transcript		16,293	
ME Document Verification for Eligibility - Receipts		380	
ME Educational Verification Fees		2,200	
ME Migration Certificate Fees (I)		1,760	
M.E.(Registration Fees- Admission)		170	
M.E.(Sale of Forms)		5,600	
M.E.Transcripts		3,742	
Migration Certificate Fees (I)		5,280	
PhD Sale of Admission Forms		2,544	
Receipts for Convocation		144,400	
Receipts From Sanitary Vending Machine		1,770	
Registration Charges - BE - Admission		46,695	
Sale of Forms & Prospectus		1,603,000	
Transcripts		724,360	
University Exam Late Fees (I)		1,200	
University Photocopy & Revaluation (I)		12,820	3,745,161
Other Fees From Students	21		
Annual Day / Cultural (Income)		3,250	
Convocation Fees (I)		176,750	
Disaster Management Fund (I)		25,740	
E - Charges (I)		25,740	
E - Suvridha (I)		128,700	
Gymkhana & Sports Fees - (I)		1,135,264	
Internet Charges (Income)		13,000	
Laboratory Fees (Income)		41,600	
Library Fees (Income)		18,200	
Sub Total - c/f			302,493,928



Vivekanand Education Society's INSTITUTE OF TECHNOLOGY
INCOME (REVENUE) FOR THE YEAR ENDED 31st MARCH 2020

Page - 3


Particulars	SH	Amount in Rs.	Amount in Rs.
Sub Total - b/d			302,493,928
Other Fees From Students	21		
MCA Convocation Fees (I)		27,000	
MCA Disaster Management Fund (I)		3,430	
MCA E - Charges (I)		3,430	
MCA E - Suvidha (I)		17,150	
MCA Gymkhna & Sports Fees - (I)		149,548	
MCA NSS Ekale Yojana (I)		3,430	
MCA NSS Registration (I)		1,200	
MCA PG Registration (I)		99,000	
MCA PG Share (I)		882,500	
MCA University Exam Late Fees (I)		1,000	
MCA Vice Chancellor Fund (I)		6,860	
MCA Yuvaraksha Insurance - (I)		42,189	
ME Convocation Fees - (I)		2,000	
ME Disaster Management Fund (I)		170	
ME E - Charges (I)		170	
ME Eligibility Fees (I)		800	
ME Enrollment Fees (I)		800	
ME E - Suvidha (I)		850	
ME Gymkhna & Sports Fees (I)		7,412	
ME NSS Ekale Yojana (I)		170	
ME NSS Registration (I)		90	
ME PG Registration (I)		7,425	
ME PG Share (I)		45,000	
ME Vice Chancellor Fund (I)		340	
ME Yuvaraksha Insurance (I)		2,091	
NSS Ekale Yojana (I)		25,740	
NSS Registration (I)		6,390	
PhD Disaster Management Fund (I)		100	
PhD E- Charges (I)		100	
PhD E - Suvidha (I)		500	
PhD Gymkhana & Sports Fees (I)		4,360	
PhD NSS Ekale Yojana (I)		100	
PhD NSS Registration (I)		10	
PhD Other University Fees - I		20,010	
PhD University Share - I		4,452	
PhD Vice Chancellor Fund (I)		200	
PhD Yuvaraksha Insurance - (I)		1,230	
Training & Placement Fees (I)		1,950	
Vice Chancellor Fund (I)		51,480	
Yuvaraksha Insurance - (I)		318,078	3,306,999
Sub Total - c/f			305,800,927



Vivekanand Education Society's INSTITUTE OF TECHNOLOGY
INCOME (REVENUE) FOR THE YEAR ENDED 31st MARCH 2020

Page - 4

Particulars	SH	Amount in Rs.	Amount in Rs.
Sub Total - b/d			305,800,927
Misc. Income	22		
Misc. Income		380	
Sale of Scrap		83,463	83,843
Innovation & Incubation Activity - Income	23		
E - Cell Activity - Income			7,881
Receipts for STTP / Workshop - Student	24		
Receipts for Google Cloud Workshop for Students		26,442	
Receipts for Workshop of INST - AIA		25,000	
Sponsorship for Github Events (WeTech / Syrus)		63,577	
Sponsorship for VesAIthon		354,080	469,099
Seminar / Workshop & Conference - Income	25		
Receipts for STTP / Workshop - Web App Development & Blockchain			47,460
Research & Development Activity - Income	26		
BRNS Research Project Grant (I)		324,861	
ISRO - Mars Orbital Mission - Grant (I)		1,806	
Minor Research Grant - Income		218,280	544,947
Sharing of Experties - Consultancy Charegs - Income	27		
Receipt From Design & Delivery of Training (LT)			400,000
Other Receipts	28		
Employment Verification		1,424	
Institute Share on - BRNS Project (I)		19,176	
Printout Charges (Admission - Income)		305	
Question Paper Charges From MU		233,492	
Recovery of Notice Pay		125,476	
Resource Utilisation Charges - PMMMNMTT - IIT		11,525	
Unnat Bharat Abhiyan - Grant		36,921	428,319
Bank & Other Interest	29		
Bank Interest		977,261	
Bank Interest on Fixed Deposit		1,542,418	
Other Interest		45,848	2,565,527
Grand Total			310,348,003



Vivekanand Education Society's INSTITUTE OF TECHNOLOGY
Hashu Advani Memorial Complex, Collector's Colony, R C Marg, Chembur, Mumbai - 74
EXPENDITURE FOR THE YEAR ENDED 31st MARCH 2020

Particulars	SH	Amount in Rs.	Amount in Rs.
Administration Expenses	30		
Accidental Insurance for Staff		43,451	
Accreditation Expenses		39,036	
Admission Expenses		87,930	
Advertisement Expenses		192,933	
Bank Charges		65,966	
Conveyance A/c		89,794	
College Exam Remuneration		729,791	
Counseling Charges paid to VESLARC		60,000	
Document Verification for Eligibility Expenses		19,050	
Electricity Charges		6,786,995	
Exam Stationery A/c		669,762	
Fire Insurance		81,226	
First Aid A/c		9,417	
I-Card /library -Card (Expenses)		98,941	
Legal Charges		92,650	
Office Stationery		294,438	
Other Administration Expenses		12,868	
PhD Advertisement Expenses		25,303	
PhD Conveyance		43,595	
PhD Other University Fees - E		10,005	
Placement Expenses		41,064	
Postage / Revenue Stamp		35,567	
Printing & Stationery Expenses		108,264	
Professional Charges		208,000	
Property Tax		670,214	
Security Charges		2,660,721	
Staff Welfare A/C		34,003	
Stationery for Placement Expenses		19,041	
Telephone Charges		133,327	
Transportation Charges		154,723	
Travelling Accomodation & Food Expenses		52,267	
Water Charges		189,490	
Website Development and Maintenance Expenses		361,051	14,120,880
Affiliation & Other Charges	31		
Accreditation Fees		59,000	
Affiliation Charges		552,500	
BE ARA Processing Fees		72,300	
E-Suvidha Service Charges - MU		9,000	
Ph. D. Affiliation Charges		79,500	772,300
Audit Fees			140,800
Garden & Playground Expenses	32		
Common Aminities Expenses		78,638	
Garden Expenses		289,374	
Playground Expenses		500,000	868,012
Sub Total - c/f			15,901,992



Vivekanand Education Society's INSTITUTE OF TECHNOLOGY
EXPENDITURE FOR THE YEAR ENDED 31st MARCH 2020

Page - 2

Particulars	SH	Amount in Rs.	Amount in Rs.
Sub Total - b/d			15,901,992
Library Expenditure	33		
Library (Printing & Stationery)		32,952	
Library Stationery Expenses		6,361	
Library Subscription (E - Subscription)		1,698,821	
Library Subscription Expenses		82,160	
News Paper & Periodicals		56,429	1,876,722
Labs & Workshop Expenditure	34		
Audio Video Lab Expenditure		2,360	
Chemistry Lab Expenditure		45,138	
Communication Lab Expenditure		286,687	
Computer Lab Expenditure		71,861	
Electronic Lab Expenditure		280,540	
General & Physics Lab Expenditure		43,131	
Information Tech. (Expenditure)		256,244	
Instrumentation Lab Expenditure		183,169	
Internet Charges		1,099,823	
Lab Software Expenses		276,000	
Maintenance Lab Expenditure		2,508	
Office & Other Software Expenses		7,112	
Robotic Lab Expenditure		102,033	
Server Room Expenditure		20,508	
Workshop Expenditure		121,330	2,798,444
Mca Administrative Expe	35		
MCA Advertisement		67,295	
MCA Conveyance		4,908	
MCA Document Verification for Eligibility Expenses		470	
MCA Electricity Charges		931,853	
MCA I-Card for M.E.MCA Expenses		5,310	
MCA Office Stationery		8,867	
MCA Telephone Charges		18,306	1,037,008
MCA Affiliation Charges	36		
MCA Affiliation Charges		75,000	
MCA ARA Processing Fees		20,000	95,000
MCA Lab Expenditure	37		
MCA Internet Charges		145,032	
MCA Lab Expenditure		71,816	216,848
MCA Rent Paid to Trust for Building			1,113,840
Sub Total - c/f			23,039,853



SV



Vivekanand Education Society's INSTITUTE OF TECHNOLOGY
EXPENDITURE FOR THE YEAR ENDED 31st MARCH 2020

Page - 3

Particulars	SH	Amount in Rs.	Amount in Rs.
Sub Total - b/d			23,039,853
MCA Repairs & Maint. Expenses	38		
MCA Building Repair & Maintenance		614,391	
MCA Electrical Repairs & Maint		184,974	
MCA Furniture & Fixtures Repairs		249,866	
MCA Painting Expenses		38,022	
MCA Repairs & Maint.		96,110	1,183,363
MCA Salary to TS/NT/LAB	39		
MCA Salary to Class IV		180,744	
MCA Salary to Lab Staff		880,878	
MCA Salary to Non-Teaching Staff		578,027	
MCA Salary to Teaching Staff		23,371,858	25,011,507
M. E. Administrative Exp.	40		
M.E. Admn. Expenses		200	
M.E. Advertisement		26,918	
M.E. College Exam Remuneration		39,600	
M.E. Conveyance		2,277	
ME Document Verification for Eligibility Expenses		380	
M.E. Electricity Charges		279,556	
M.E. Telephone Charges		5,492	354,423
M. E. Affiliation Fees			
ME ARA Processing Fees			20,000
ME Rent Paid to Trust for Building			445,500
M. E. Repairs & Maint. Expenses	41		
ME Building Repair & Maintenance		184,317	
ME Electrical Repair & Maintenance		55,492	
ME Furniture Repair & Maintenance		74,960	
ME Painting Expenses		11,407	
M.E. Repairs & Maint.		28,833	355,009
M. E./salary to TS, NT, Lab	42		
ME Salary to IV Class		180,744	
ME Salary to Lab Staff		483,195	
ME Salary to Non-Teaching Staff		578,026	
ME Salary to Teaching Staff		5,463,352	
ME Visiting Staff Charges		21,000	6,726,317
Misc. Expenditure			6,222
PhD Remuneration Expenses			450,000
Sub Total - c/f			57,592,194



Handwritten signature or initials.



Vivekanand Education Society's INSTITUTE OF TECHNOLOGY
EXPENDITURE FOR THE YEAR ENDED 31st MARCH 2020

Page - 4

Particulars	SH	Amount in Rs.	Amount in Rs.
Sub Total - b/d			57,592,194
Refreshment A/c	43		
Exam Refreshment		129,148	
MCA Exam Refreshment		1,460	
MCA Refreshment		224	
ME Exam Refreshment		607	
Other Refreshment		212,501	
Refreshment for Placement		133,935	477,875
Rent Paid to Trust for Building			8,910,180
Repairs & Maintenance	44		
Air Condition (Rep.& Maint.)		281,534	
A.M.C.for Air Condition		487,341	
AMC for CCTV		60,536	
AMC for Easy Pay / TDS Software		13,060	
AMC for Electrical System (Building)		48,675	
A.M.C. for E.P.A.B.x.		14,688	
AMC For Exam Software		10,500	
AMC for Fire Hydrant System		24,780	
AMC for Generator		40,386	
AMC for Khushi - Fees Software		2,500	
A.M.C. for Lift		564,588	
A.M.C. For Offset Printing Machine		66,818	
AMC for Store Module Software		2,500	
A.M.C. for Water Purifier		6,490	
A.M.C. for Xerox Machine		6,838	
Building Repairs & Mtce.		4,474,817	
Cleaning & Maintenance Expenses		3,410,745	
Electrical Repairs & Maintenance		1,347,231	
Furniture Repair & Maintenance		1,819,856	
Offset Copyprint Printing & Stationery		71,899	
Other Repairs / Maintenance		700,003	
Overhead Projector - Repair & Maintenance		92,040	
Painting Expenses		276,926	
Pest Control for Building		25,424	
Seminar Hall Expenses		18,732	
STP Repair & Maintenance Expenses		248,415	
Water Cooler Rep.& Maint.		16,648	
Xerox Machine Repairs A/C		12,213	14,146,180
Sub Total - c/f			81,126,429




82




Vivekanand Education Society's INSTITUTE OF TECHNOLOGY
EXPENDITURE FOR THE YEAR ENDED 31st MARCH 2020

Page - 5

Particulars	SH	Amount in Rs.	Amount in Rs.
Sub Total - b/d			81,126,429
Research & Development Expenses	45		
Project Expenses (Computers)		30,935	
Project Expenses (Electronics)		24,763	
Project Expenses (E & T)		21,706	
Project Expenses (Info_tech)		12,582	
Project Expenses (Instru.)		1,972	
Project Expenses (R & D)		102,880	
R & D Lab Expenditure - Lab 120		411,517	606,354
Research Grant Project Expenses	46		
Research Grant Project Expenses - BRNS		324,861	
ISRO - Mars Orbital Mission Expenses		1,806	
Minor Research Grant - Expenses		218,280	544,947
Seminar / Workshop & Conference Expenses	47		
STTP / Workshop - Web App & Blockchain - Faculty		31,649	
Google Cloud Workshop for Students Expenses		26,038	
Remuneration STTP for Students - AIA		12,500	
Student Solar Ambassadors Workshop Expenses		3,217	
Seminar / Conference		10,750	
Seminar Symposium A/C		87,000	
STTP of MCA Department Expenses		1,600	
STTP / Workshop of EXTC Department Expenses		1,500	
Github Events (WeTech / Syrus) Expenses		59,710	
VesAIthon Expenses		475,361	709,325
Innovation & Incubation Activity Expenses	48		
E - Cell Activity Expenses		4,893	
Expenses for Innovation Events - MU		500	5,393
Salary TS/NTS/IV/OTHER	49		
Gratuity A/C		13,367,686	
Leave Encashment		469,165	
PF Administration Charges(A/c 2 & 22)		219,647	
PF -Institute 's Contribution(A/c 1 & 10)		5,158,770	
PF Insurance Link Deposits(A/c 21)		214,965	
Salary to Class IV		6,893,114	
Salary to Lab Staff		11,976,094	
Salary to Non-Teaching Staff		15,570,435	
Salary to Teaching Staff		151,766,089	205,635,965
Sub Total - c/f			288,628,413



S



Vivekanand Education Society's INSTITUTE OF TECHNOLOGY
EXPENDITURE FOR THE YEAR ENDED 31st MARCH 2020

Page - 6

Particulars	SH	Amount in Rs.	Amount in Rs.
Sub Total - b/d			288,628,413
Student Welfare/sports Activity	50		
Annual Day / Magazine Exp.		91,242	
Consolidated Entry Fees - MU - Sports		1,500	
Convocation Expenses		150,419	
Cultural Activities Fees - MU - E		3,870	
Disaster Management Fund (E)		6,450	
E - Charges (E)		6,450	
E - Suvidha (E)		32,250	
Gymkhana Fees / Annual Sports Contribution - MU - E		38,700	
MCA Cultural Activities Fees - MU - E		1,428	
MCA E - Suvidha (E)		11,900	
MCA Gymkhana Fees / Annual Sports Cont - MU - E		6,960	
MCA Sports & Cultural Fees - MU - Ashwamedh - E		5,712	
MCA Yuvaraksha Insurance - (E)		40,469	
ME Cultural Activities Fees - MU - E		54	
ME E - Suvidha (E)		450	
ME Sports & Cultural Fees - MU - Ashwamedh - E		216	
ME Yuvaraksha Insurance - (E)		2,124	
NSS Ekale Yojana (E)		6,450	
NSS Registration (E)		6,450	
Ph.D. Yuvaraksha Insurance - (E)		1,180	
Railway Concession Book		4,050	
Smart India Hackathon - Expenses		42,837	
Sphurti Activity Expenses		13,677	
Sports & Cultural Activity Expenses		388,439	
Sports & Cultural Fees - MU - Ashwamedh - E		15,480	
Sports & Other Activity Expenses		104,136	
Students Welfare - Educational Help		615,000	
Unnat Bharat Abhiyan Expenses		36,921	
Vice Chancellor Fund (E)		12,900	
Yuvaraksha Insurance - (E)		306,918	1,954,631
University Exam / Other Fees	51		
25% University Share on College Exam Fees (E)		644,053	
Convocation Fees (E)		176,750	
Eligibility Fees (E)		61,500	
Enrollment Fees (E)		144,200	
II Sem University Exam Fees - (E)		656,155	
I Sem University Exam Fees - (E)		711,831	
Sub Total - c/f			290,583,044



Vivekanand Education Society's INSTITUTE OF TECHNOLOGY
EXPENDITURE FOR THE YEAR ENDED 31st MARCH 2020

Page - 7

Particulars	SH	Amount in Rs.	Amount in Rs.
Sub Total - b/d			290,583,044
University Exam / Other Fees	51		
MCA Convocation Fees (E)		27,000	
MCA Disaster Management Fund (E)		2,380	
MCA E - Charges (E)		2,380	
MCA Eligibility Fees (E)		4,500	
MCA Enrollment Fees (E)		4,200	
MCA Gymkhana & Sports Fees - (E)		7,320	
MCA III Sem University Exam Fees - (E)		177,983	
MCA II Sem University Exam Fees - (E)		209,252	
MCA I Sem University Exam Fees - (E)		223,345	
MCA IV Sem University Exam Fees - (E)		184,094	
MCA Migration Certificate Fees (E)		420	
MCA NSS Ekale Yojana (E)		2,380	
MCA PG Registration (E)		99,000	
MCA PG Share (E)		852,500	
MCA University Exam Late Fees (E)		1,000	
MCA Vice Chancellor Fund (E)		4,760	
MCA VI Sem University Exam Fees - (E)		167,292	
MCA V Sem University Exam Fees - (E)		161,473	
ME Convocation Fees - (E)		2,250	
ME Disaster Management Fund (E)		90	
ME E - Charges (E)		90	
ME Eligibility Fees (E)		800	
ME Enrollment Fees (E)		800	
ME Gymkhana & Sports Fees - (E)		540	
ME III Sem University Exam Fees - (E)		11,744	
ME II Sem University Exam Fees - (E)		14,321	
ME I Sem University Exam Fees - (E)		14,695	
ME IV Sem University Exam Fees - (E)		13,780	
ME Migration Certificate Fees (E)		440	
ME NSS Ekale Yojana (E)		90	
ME PG Registration (E)		7,425	
ME PG Share (E)		42,500	
ME Vice Chancellor Fund (E)		180	
Migration Certificate Fees (E)		7,280	
University Exam Late Fees (E)		100	
University Photocopy & Revaluation (E)		40	
University Revaluation (E)		1,040	
VIII Sem University Exam Fees - (E)		750,609	
VII Sem University Exam Fees - (E)		714,290	6,108,872
Depreciation on Fixed Assests			13,697,768
Grand Total			310,389,684

